

ROTARY GEAR & CENTRIFUGAL PUMPS

BETTER *Service* BETTER *Quality* BETTER *Selection*



It's all about the Service

- Extensive distributor network delivers local relationships, fast response and personal service
- Industry leader in lead time and on-time delivery expectations
- Parts and kits available to extend the life of your pump



It's all about the Quality

- Recognized as a global industry leader with 150 years of manufacturing experience
- Our history, experience and reputation set us apart from the competition
- Quality products backed by warranties—we set the standard for excellence



It's all about the Selection

- Numerous technology styles to meet to provide solutions for your application
- Multiple gear, port sizes and seal options available
- Expert customer service to answer application questions

Bronze Pedestal Rotary Gear Pumps

UP TO

175

GPM




150

PSI



- Bronze Corrosion Resistant Castings
- Special Cast Helical Bronze Gears
- Stainless Steel Shafts & Fasteners
- Heavy Duty Carbon Bearings (Self-Lubricating)
- Formed Ring Seal Packing
- Optional Lip & Mechanical Seals Available on Most Models



Bronze Close-Coupled Rotary Gear Pumps

UP TO

90

GPM



150

PSI



- Bronze Corrosion Resistant Castings
- Special Cast Helical Bronze Gears
- O-Ring Seal for Maximum Leak Protection
- Heavy Duty Carbon Bearings (Self-Lubricating)
- Lip & Mechanical Seals Available
- Eliminates Motor Alignment Problems



YOUR SOURCE FOR



OVERDORFER

1172 Camp Street, New Orleans, LA 70130

800-725-3787 | 504-525-7137

BRTMarine.com



ROTARY GEAR & CENTRIFUGAL PUMPS

Carbonator Motor-Mounted Gear Pumps

UP TO

4


GPM

150

PSI



- Bronze Corrosion-Resistant Castings
- Bronze Spur Gears
- Stainless Steel Shaft
- Heavy Duty Carbon Bearings (Self-Lubricating)
- Buna N Mechanical Seal (Viton® Optional)
- Superior to Vane Pumps



Bronze Centrifugal Pumps

UP TO

100


GPM

60

PSI



- Bronze Corrosion Resistant Castings
- Bronze Impellers
- Stainless Steel Shaft
- Self Priming to 20 ft of Suction Lift
- Can Handle Most Difficult Solvents with Proper Seal Arrangement, Viton®* (S10) or Teflon®** (S11) Available



Bronze Rubber Impeller Pumps

UP TO

58

GPM

40

PSI



- Bronze Corrosion Resistant Castings
- Large Suction and Discharge Ports
- High Chrome Nickel Stainless Steel Shaft
- Neoprene Impeller Standard, Buna N Impeller Optional



Chemsteel Stainless Gear Pumps

UP TO

30

GPM

150

PSI



- Body Choices: 316SS and Alloy C
- Shaft Choices: 316SS and Alloy C
- Bearing Choices: Carbon, TFE and Rulon
- Gear Choices: 316SS, Alloy C, W88, PTFE and PEEK
- Seal Choices: mechanical (bellows, wedge), FKM, EPDM, TFE, Packing, Lip Seals



Chemsteel Mag Coupled Gear Pumps

UP TO

30

GPM

150

PSI



- Body Choices: 316SS and Alloy C
- Shaft Choices: 316SS and Alloy C
- Bearing Choices: Carbon, TFE and Rulon
- Gear Choices: 316SS, Alloy C, W88, PTFE and PEEK
- Inner Magnet Assembly Attaches to Pump Drive Shaft
- Containment Can and Collar Bolt to Pump Body, Sealing Fluids Inside the Pump/Magnet Assembly (Leak-Free)



It's all about you!

Applications Include

- Automotive Repair
- Road De-icing
- Day Tanks/Fuel Transfer
- Chemical Processing & Mixing
- Preservative Application
- Fuel Conditioning
- Coolant Circulation
- Bilge Pumps
- Irrigation
- ...and Many More!



1172 Camp Street, New Orleans, LA 70130

800-725-3787 | 504-525-7137

BRTMarine.com

YOUR SOURCE FOR

